

# Yorkshire Terrier

The Yorkshire Terrier was developed in the Yorkshire region of England in the mid-19th century, in order to catch the rats that were plaguing local factories. Since then, the breed has been modified into the dog we know today - a small domestic dog with a beautiful silky coat. This lovely glossy coat has given them the nickname of "moving jewel", and they are popular pets among wealthy people. This paper craft model is based on a Yorkshire Terrier puppy.



● Front



● Side



● Back



\*Assembly instructions on pages 1 and 2, and pattern on page 3.

## ★ Assembly Instructions

- 1) Carefully cut out the parts.
- 2) Fold along the dotted lines, making mountain or valley folds as indicated.
- 3) Follow the order indicated in the instructional diagrams, and attach the parts to assemble.  
(Read the Explanation of Symbols for more information.)
- 4) Your paper craft model is finished!

## ★ Tools

Scissors, glue (We recommend craft glue.)

## ★ Caution

Keep scissors and glue away from small children.  
Be careful not to cut your fingers when using scissors.  
Fold the folding lines before gluing.

## ★ Explanation of Symbols



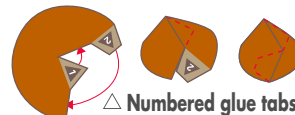
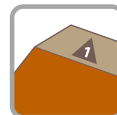
————— Cut line



- - - - - Mountain fold



- - - - - Valley fold



△ **Numbered glue tabs**  
Glue the parts together in the order indicated by the numbers.



△ **Glue tabs with symbols and part names**  
These tabs are to be glued onto the matching parts, which name is indicated on the tab.

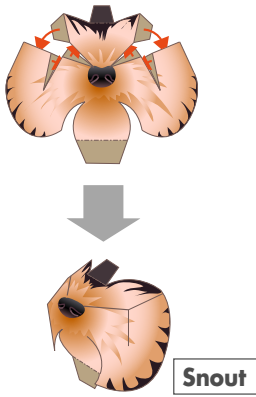
**★ Assembling the Yorkshire Terrier**

**1 Assemble the ears (right and left)**

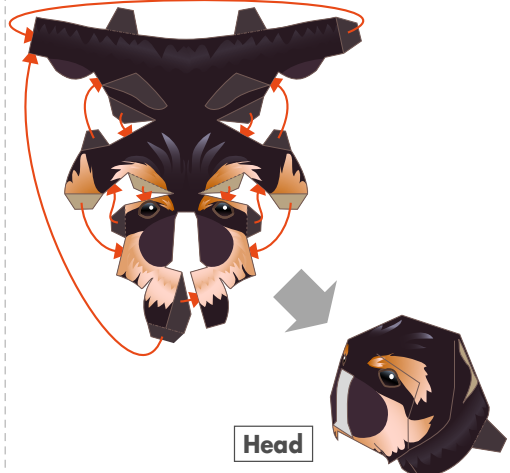
Fold in half and glue the reverse side together, then cut out.



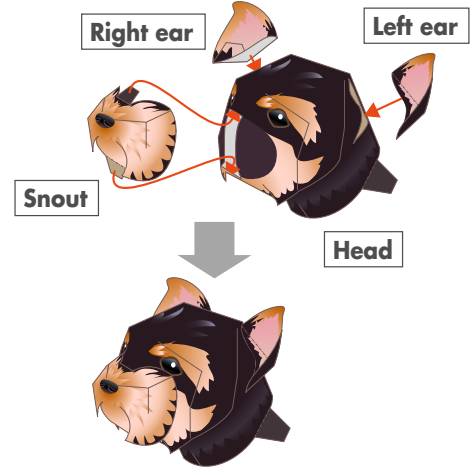
**2 Assemble the snout**



**3 Assemble the head**



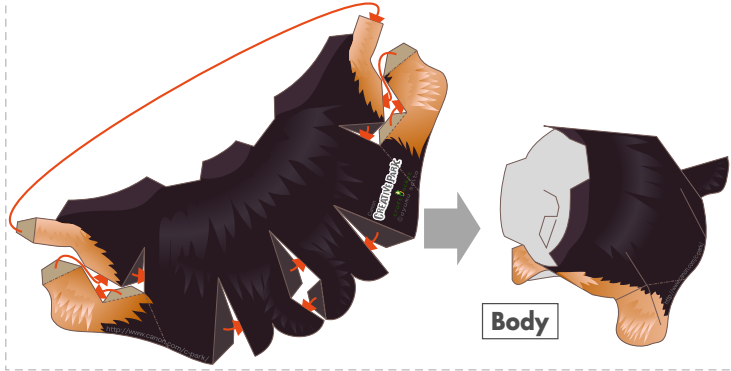
**4 Attach the head, ears and snout**



**5 Assemble the front legs**

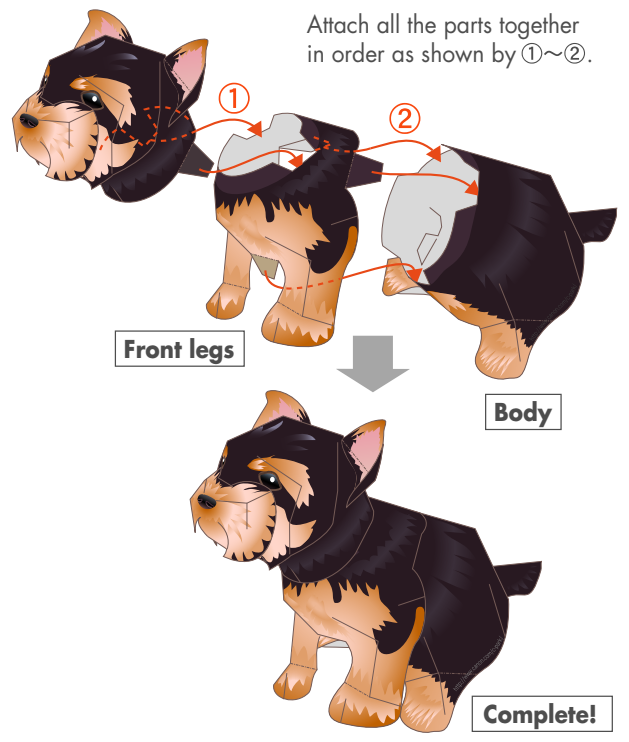


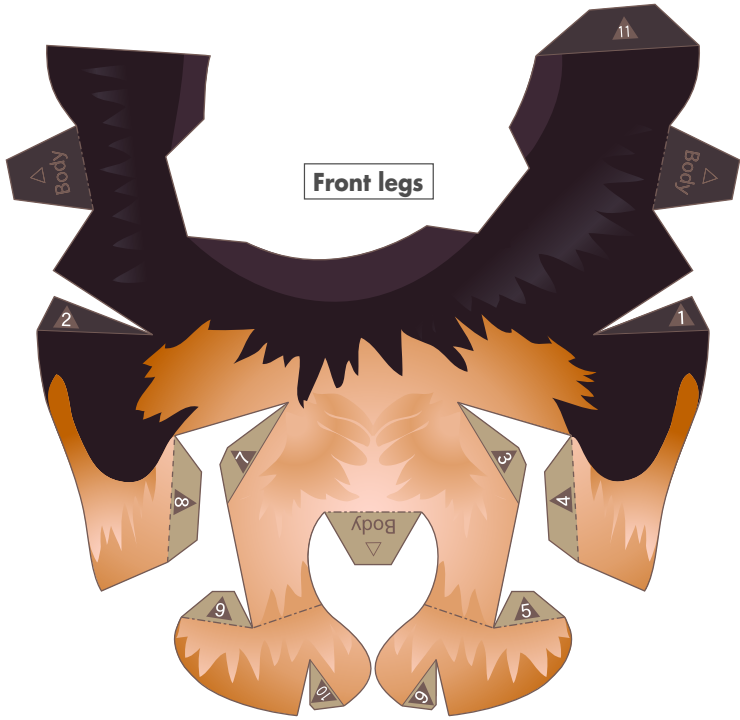
**6 Assemble the body**



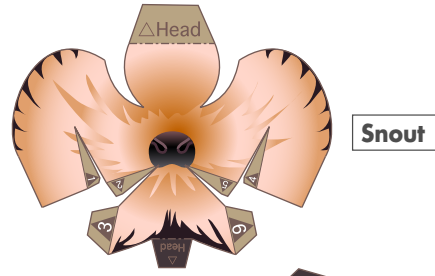
**7 Assemble the whole body**

Attach all the parts together in order as shown by ①~②.





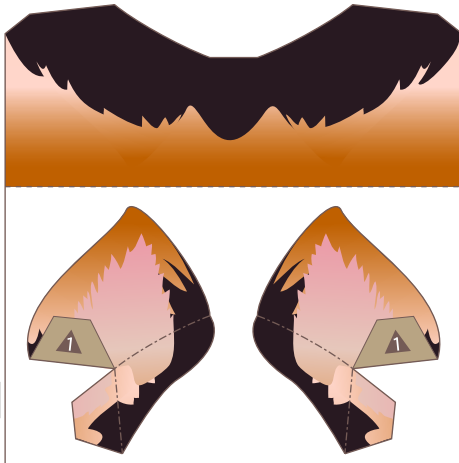
Front legs



Snout



Head



Right ear

Left ear



Body